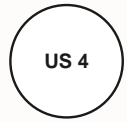


# Ring Sizer

Picnic-Perfect Love · Print at exactly 100% — do NOT scale to fit page

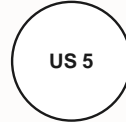
← 40mm calibration bar — verify with a ruler before using



14.86mm · UK H



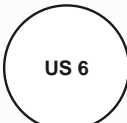
15.27mm · UK I



15.7mm · UK J½



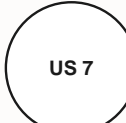
16.1mm · UK K



16.51mm · UK L



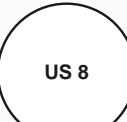
16.92mm · UK M



17.35mm · UK N



17.75mm · UK O



18.19mm · UK P



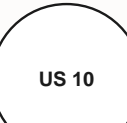
18.61mm · UK Q



19.05mm · UK R



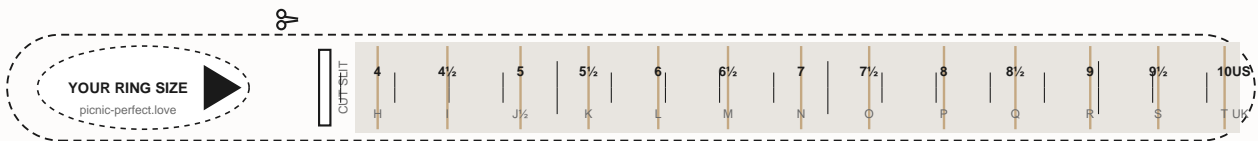
19.45mm · UK S



19.84mm · UK T

## Wrap-Around Finger Sizer

Cut along the dashed outline. Cut the slit where marked. Wrap the strip around her finger, thread the tab through the slit, and pull snug. The arrow points to her ring size.



# Size Comparison Chart

Picnic-Perfect Love · All measurements are inner diameter. Circumference = diameter ×  $\pi$ .

US Size	Diameter (mm)	Circumference (mm)	UK Size	EU Size
4	14.86	46.7	H	47
4½	15.27	48.0	I	48
5	15.7	49.3	J½	49.5
5½	16.1	50.6	K	51
6	16.51	51.9	L	52
6½	16.92	53.2	M	53
7	17.35	54.5	N	54.5
7½	17.75	55.8	O	56
8	18.19	57.1	P	57.5
8½	18.61	58.5	Q	58.5
9	19.05	59.8	R	60
9½	19.45	61.1	S	61
10	19.84	62.3	T	62.5

Average ring size in Trinidad: US 6–7. When in doubt, size up — rings resize smaller more easily.

## Three Ways to Find Her Size Without Asking

- Wrap a thin paper strip snugly around her ring finger. Mark where it meets. Lay flat and measure. Match to the Circumference column above.
- Borrow a ring she wears on that finger. Measure the inside diameter with a ruler. Match to the Diameter column above or the circles on page 1.
- Use the wrap-around strip on page 1. Cut out, cut the slit, wrap around her finger, thread the tab through, pull snug. Arrow = her size.

**You have the ring size. Now plan the moment.**

Picnic-Perfect Love has been crafting surprise proposals in Trinidad & Tobago for over nine years.

[picnic-perfect.love](http://picnic-perfect.love)